

**LEA**



**Professional architectural linear** light system surface mounted Corner profile for Cabinet light or furniture, made of extruded aluminium for Indoor applications, diffuser made on polycarbonate (PC), UV resistance, available in 3 different lengths, anodized aluminium finish. Included with cable length of 500mm.

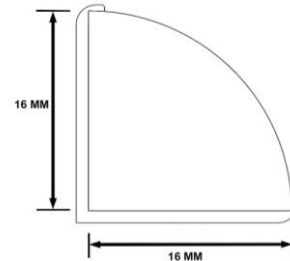
LED mono-colour, diffused light effect, with LEDs flexible circuit, high performance with CRI>90, 24Volt Constant Voltage, 10Watt/Meter with SDCM<3 (One Bin Only), lumen and available CCT as reported below.

Protection IP44

Operating ambient temperature from -20°C / +40°C.

**Produced in Italy.**

**Image & Drawing**



**Product Final Code**

CCT	2 ft / 620mm	3 ft / 920mm	4 ft / 1220mm
2700K	L-LEA2.AN.27K	L-LEA3.AN.27K	L-LEA4.AN.27K
3000K	L-LEA2.AN.30K	L-LEA3.AN.30K	L-LEA4.AN.30K
4000K	L-LEA2.AN.40K	L-LEA3.AN.40K	L-LEA4.AN.40K

Order with included sensors

- Proximity hand sensor switch with LED blue. PS
- Proximity hand sensor switch .IR
- Proximity hand dimmer sensor switch with LED blue. THD

Final Code with sensor = **Ex: LEA2.AN.27K.PS**

### Lumen Output LED

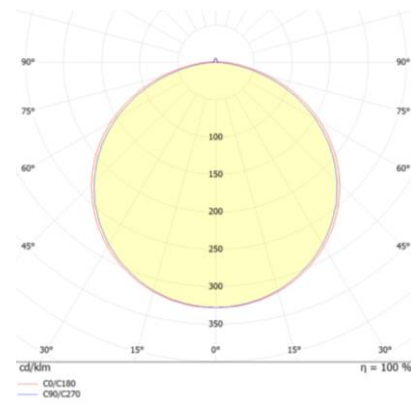
Length	Wattage	2700K	3000K	4000K
2 ft / 620mm	6	685	726	760
3 ft / 920mm	9	1028	1089	1140
4 ft / 1220mm	12	1370	1452	1520

### Technical Data

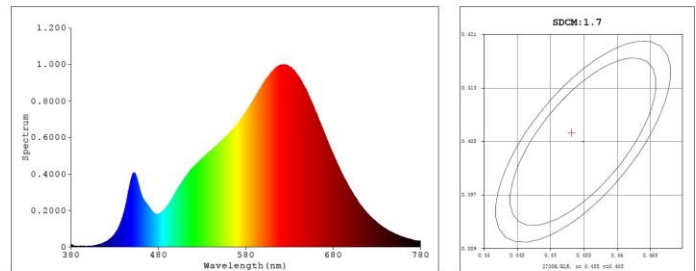
Application	Surface Mounted Corner
Finish	Aluminum Anodized 10µm
Dimension mm	16x16 - 620 - 920 - 1220
Fitting Life	50000 hours
Operating Temp.	-20° C - +40° C

### Specification Product

Light distribution	Diffused 120°
CRI	>90
SDCM	SDCM<3
Wattage	10 Watt/meter
Voltage	24V DC - Parallel Connection Min 23 - Max 25
Class	III
Weight	
Accessories	Clips Included
Other Accessories	Drivers to be ordered separately



Spectrum Test Report



### Driver Accessories



Code D021  
IP20 60Watt  
Input Voltage 220 VAC  
Output Voltage 24 Volt  
Output Current 2.5 A



Code D022  
IP20 75Watt  
Input Voltage 220 VAC  
Output Voltage 24 Volt  
Output Current 3.15 A



Code D023  
IP20 100Watt  
Input Voltage 220 VAC  
Output Voltage 24 Volt  
Output Current 6.16 A



Code D028  
DALI IP20 240Watt  
Input Voltage 24VDC  
Output Voltage 24 Volt  
Output Current 4 x 5A (max 10A tot.)

Feasibility to connect On/Off, Phase-Cut, Dali, 1-10V & Dmx Driver.



